


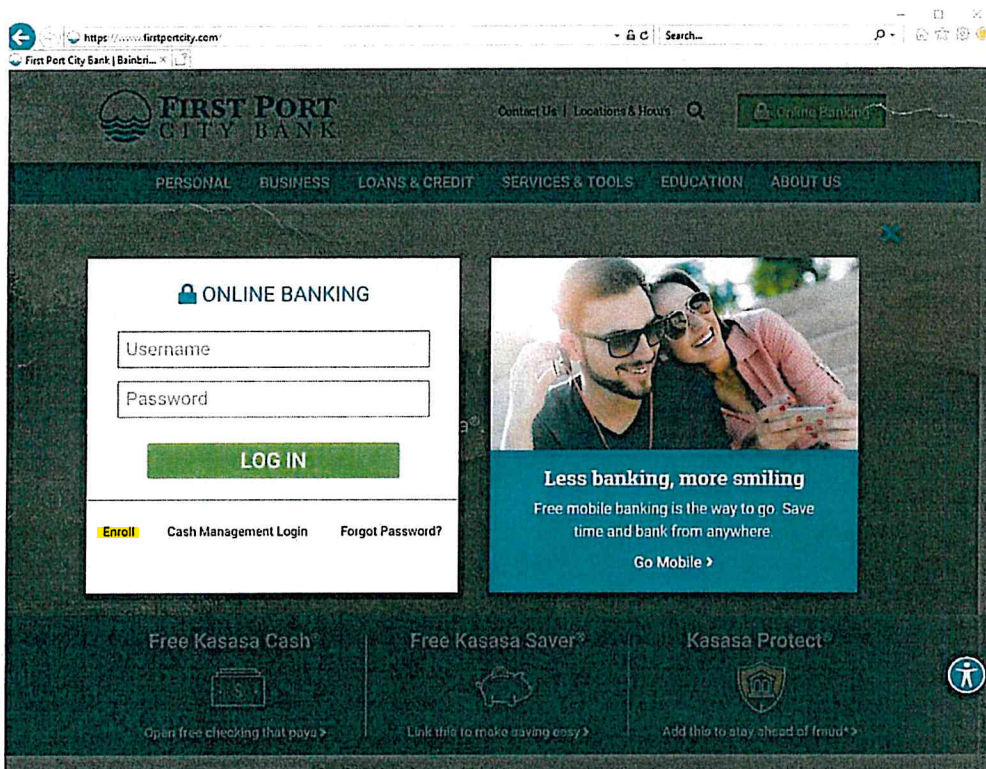
To register for online banking:

Go to [firstportcity.com](https://www.firstportcity.com)

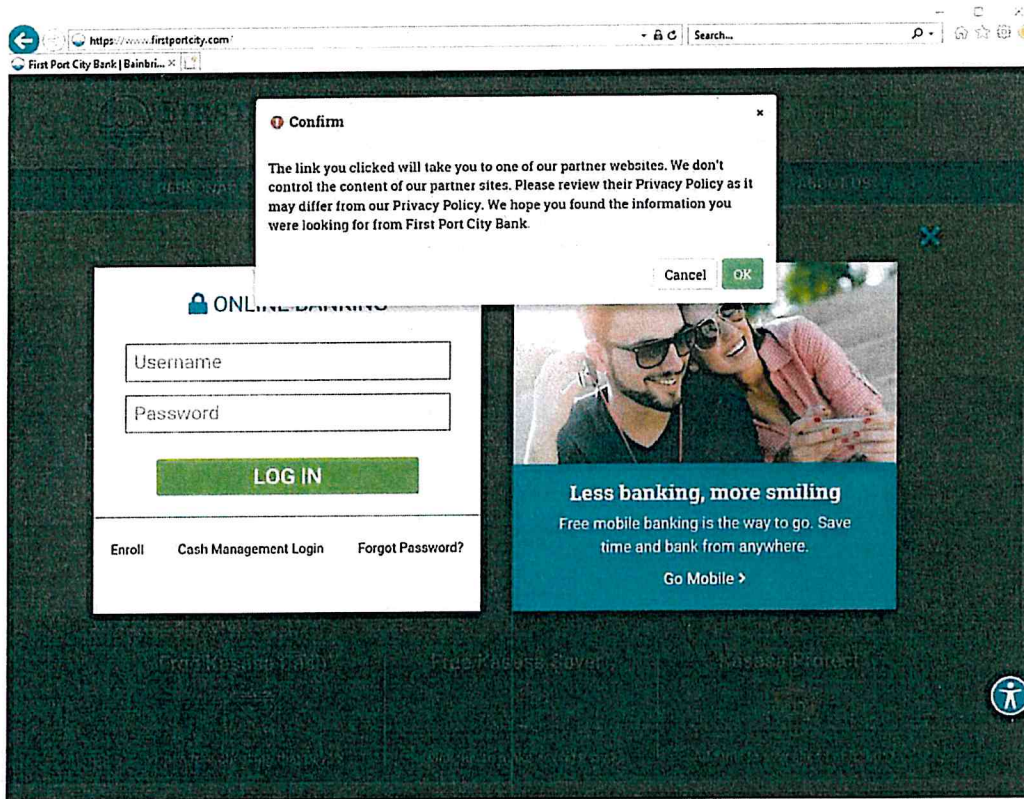
Click on the green "Online banking" button at the top right hand side of the screen.



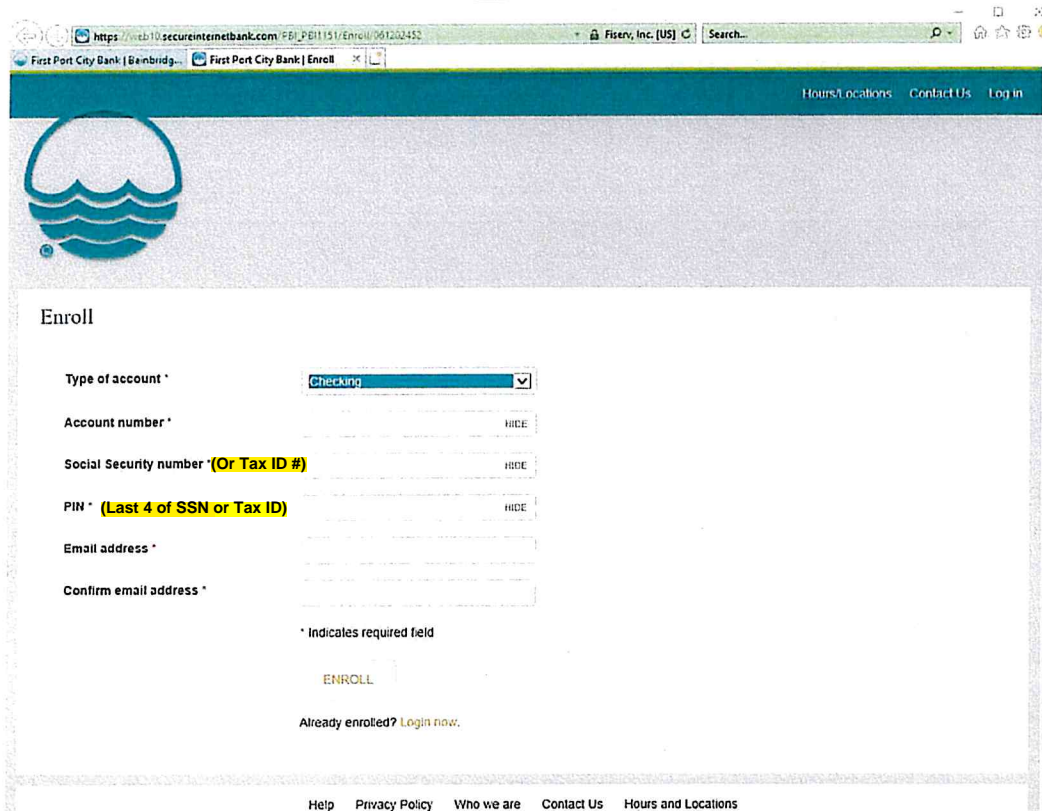
When you see the log in screen click on the "Enroll."



You will see a box pop up to confirm that you will be leaving the website and moving on to our partner site. Click "Ok"



Complete this information to Enroll: Select your account type. Type in your account number. Enter your social security number. Enter last four of your social security number for the pin. Type and confirm your email address. Then click "Enroll" at the bottom.



Please review the Terms and Conditions and click "I agree" to continue in the enrollment process.

The screenshot shows a web browser window with the URL https://web10.secureinternetbank.com/PEI_PBI1151/TermsAndConditions?Token=B2iWkqale1hAZ. The page header includes the bank's logo and navigation links for "Hours/Locations", "Contact Us", and "Log in". The main content area is titled "Terms and conditions" and contains the following text:

carefully. By requesting and using one of these Services, you agree to comply with the terms and conditions of this Agreement.

1. Definitions - The following definitions apply in this Agreement:

1. "Authorized Representative" refers to a person with authority (with respect to the account);
2. "Bill Payment" is the online service that enables the scheduling of Bill Payments using a personal computer;
3. "ISP" refers to your Internet Service Provider;
4. "Online Banking" is the internet-based service providing access to your Bank account(s);
5. "Online Account" means the Bank account from which you will be conducting transactions using a Service;
6. "Password" is the customer-generated code selected by you for use during the initial sign-on, or the codes you select after the initial sign-on, that establishes your connection to the Service;

[Download a PDF of the terms and conditions.](#)

By clicking "I agree", I acknowledge that I have read and accept the above terms and conditions.

At the bottom of the page, there are two buttons: "I AGREE" and "DECLINE".

Choose a username. Then type and confirm your password. These are chosen at your discretion. Please do not share your username or password as these secure your account. *Username and Password are case sensitive.

The screenshot shows a web browser window with the URL https://web10.secureinternetbank.com/PEI_PBI1151/Login/ChangeCredentials?Token=2mty9H2D11. The page header includes the bank's logo and navigation links for "Hours/Locations", "Contact Us", and "Log in". The main content area is titled "Establish credentials" and contains the following form fields and instructions:

Choose a username * HIDE

Your new password must include:

- o Between 8 and 16 characters
- o At least 1 number
- o At least 1 letter

New password *

Confirm password *

* Indicates required field

At the bottom of the form, there is a "CONTINUE" button.

The footer of the page includes the text "Member FDIC Equal Housing Lender" and "© 2015-2019 Fiserv, Inc. or its affiliates".

Select and answer three security questions. You do not have to remember these questions. You will just need to know the answer to them when you are prompted to answer them. *Answers are case sensitive.

The screenshot shows a web browser window with the URL <https://web10.secureinternetbank.com/FBI/PB1151/MFA/Setup/ChallengeQuestions/Eservicex/0g>. The page title is "Set up challenge questions". It features the First Port City Bank logo (a blue circle with waves) in the top left. The main content area contains three challenge questions, each with a dropdown menu for the question and a text input field for the answer. The questions are: "What is the first name of the maid of honor at your wedding?", "What is your favorite movie?", and "What television show did you watch frequently as a child?". Each question has a "First answer" field with a "HIDE" link. Below the questions is a checkbox labeled "Don't challenge me again on this device." and a note "* Indicates required field". A "CONTINUE" button is at the bottom of the form. The footer includes links for "Help", "Privacy Policy", "Who we are", "Contact Us", and "Hours and Locations", along with the text "Member FDIC. Equal Housing Lender" and "© 2015-2019 Fiserv, Inc. or its affiliates."

Here you can select whether or not you would like to enroll in Mobile banking. (Text messages.)


The screenshot shows a web browser window with the URL <https://web10.secureinternetbank.com/FBI/PB1151/Login/Mobile/Enroll/TokenAA87FnuM9ID/0k>. The page title is "Mobile banking enrollment". It features the First Port City Bank logo in the top left. The main content area has three buttons: "ENROLL", "ASK ME LATER", and "DECLINE". The footer includes links for "Help", "Privacy Policy", "Who we are", "Contact Us", and "Hours and Locations", along with the text "Member FDIC. Equal Housing Lender" and "© 2015-2019 Fiserv, Inc. or its affiliates."

You are now enrolled in online banking. This is your home page.

https://web10.secureintsmetbank.com/PS_2B1131/Top.aspx?NAV=02V06670C0ydaZTA12/1528X Fiserv, Inc. [USA] Search

First Port City Bank | Banking First Port City Bank | Home

Welcome [REDACTED] Hours/Locations Contact Us Alerts Profile Logout



Home Accounts Transfer Bill Payment

Home

Accounts

24 First Accounts First

Harasa Cash	Current balance	Recent
[REDACTED]	[REDACTED]	

Help Privacy Policy Who we are Contact Us Hours and Locations

Member FDIC Equal Housing Lender

© 2015-2019 Fiserv, Inc. or its affiliates